

# ***EVALUATION REPORT***

## ***Kype Muir Wind Farm Proposal***

### ***Local Residents Telephone Survey***

**Prepared for: Katie Perkin, The Banks Group**

**Produced by: Maureen Stanton, On Net Communications**

**Date: 16<sup>th</sup> March 2011**

## ***Resident Feedback Evaluation Report***

On Net Communications, (ONC), have carried out a research survey by telephone with 999 residents from a database of 4000 residential contacts purchased from UK Changes Ltd. The survey was to ascertain the opinion and views of local residents with regards to the planning application for twenty six wind turbines at Kype Muir (south of Strathaven and north west of Lesmahagow).

### ***Database Analysis Pre-Calling***

The data purchased from UK Changes was for residents in the following areas:- Strathaven and Sandford 60% Stonehouse 20% Lesmahagow 20%.

### ***Overall Call Analysis***

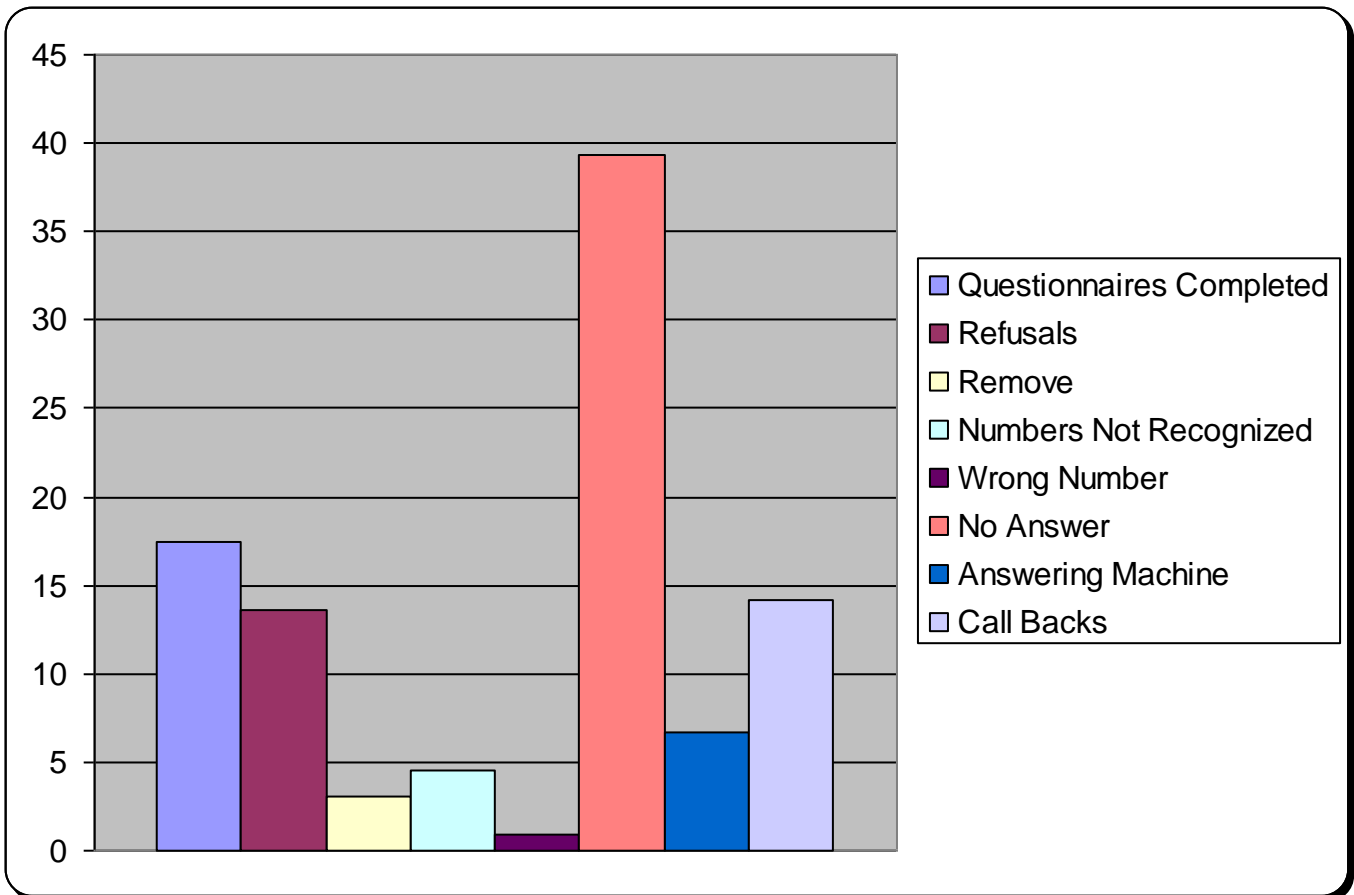
Following Data protection legislation and the market research code of practice a total of 5710 calls were made by ONC researchers. Calls were made between the hours of 9.30am and 9.00pm and each number was called a maximum of 3 times. A breakdown of call outcomes are as follows:

- 1957 Contacts made including completed questionnaires, residents refusing to answer questionnaires, and residents wishing to be removed from the database.
- 309 Unobtainable Contacts were recorded including telephones numbers not in service; not recognised and wrong.
- 3444 Remaining Contacts were recorded including answering machines, call backs, voice mail and no answers.

The sample size of 999 completed surveys represents a 99% confidence level with a 4% confidence interval. 599 in Strathaven and Sandford 200 in Stonehouse and 200 in Lesmahagow

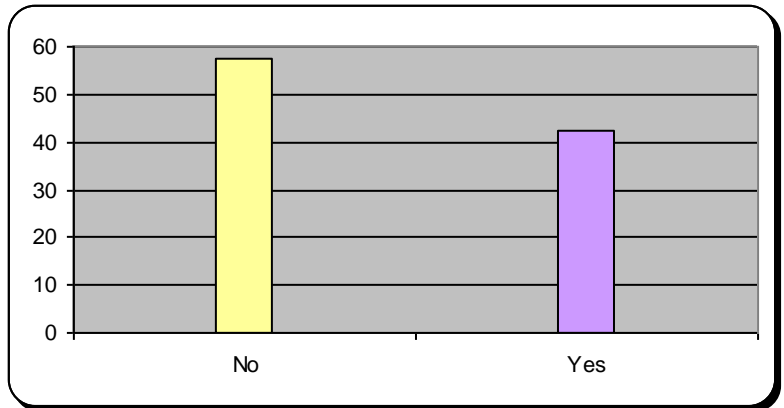
The breakdown of call outcomes are detailed below with a graphical representation of the results

<b>OVERALL ANALYSIS</b>		
<b>Total Calls Made</b>	<b>5710</b>	
<b>Contacts made</b>	<b>Call Outcomes</b>	<b>Total %</b>
Questionnaires Completed	999	17.50
Refusals	777	13.61
Remove	172	3.01
Completed Extra Removed	9	0.16
		<b>34.27</b>
<b>Unobtainable Contacts</b>		
Numbers Not Recognised	256	4.48
Wrong Number	53	0.93
		<b>5.41</b>
<b>Remaining Contacts</b>		
No Answer	2247	39.35
Answering Machine	385	6.74
Call Backs	812	14.22
		<b>60.32</b>



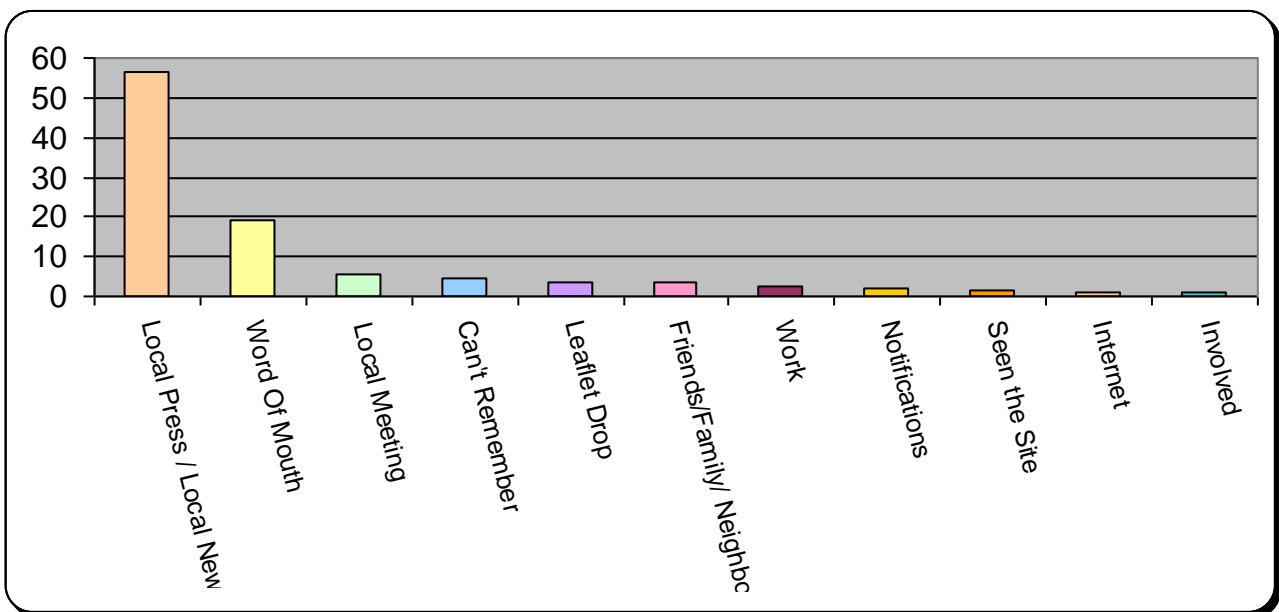
**Q1) Are you aware of the planning application for twenty six wind turbines at Kype Muir, located south of Strathaven?**

	Total	Percentage
No	574	57
Yes	425	43
	<b>999</b>	<b>100</b>



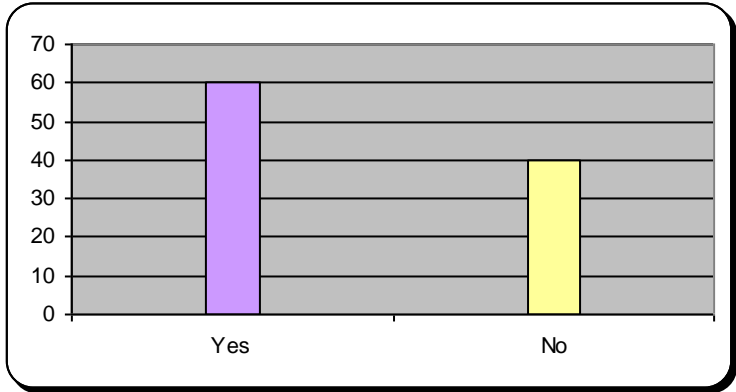
**Q2) How did you become aware of the Proposed Kype Muir Wind farm?**

	Total	Percentage
Local Press / Local Newspaper	239	56
Word Of Mouth	82	19
Local Meeting	23	5
Can't Remember	19	4
Leaflet Drop	15	4
Friends/Family/ Neighbor	14	3
Work	10	2
Notifications	8	2
Seen the Site	6	1
Internet	5	1
Involved	4	1
	<b>425</b>	<b>100</b>



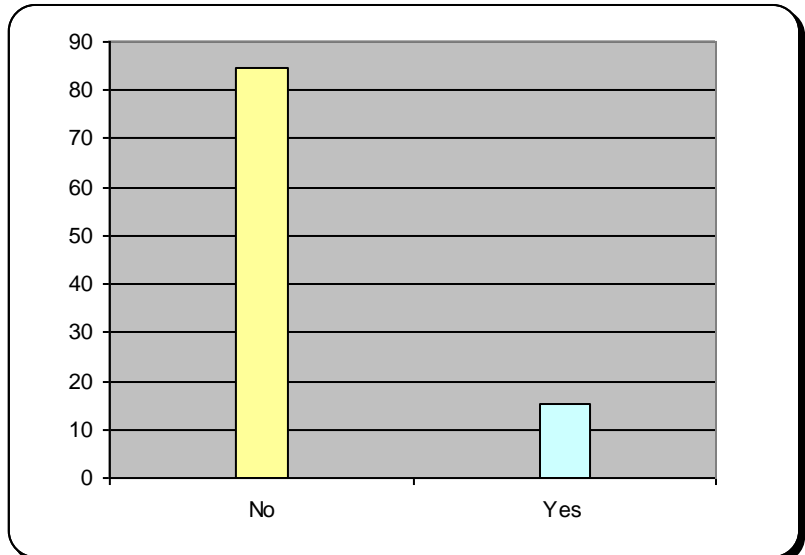
**Q3) Are you aware that the site lies within South Lanarkshire Council's designated wind farm search area?**

	Total	Percentage
<b>Yes</b>	255	60
<b>No</b>	170	40
	<b>425</b>	<b>100</b>



**Q4) Are you aware that if approved a wind farm of this size would contribute around £7,000,000 into a community benefit fund over a 25 year period?**

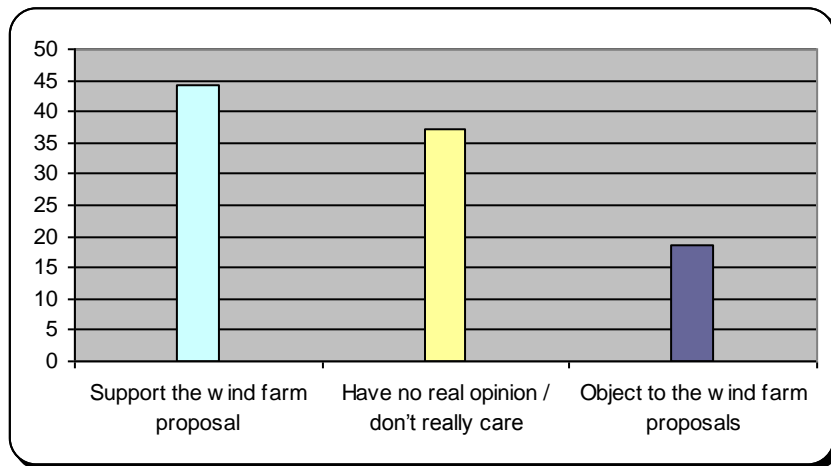
	Total	Percentage
<b>No</b>	847	85
<b>Yes</b>	152	15
	<b>999</b>	<b>100</b>



**Q5 Do you**

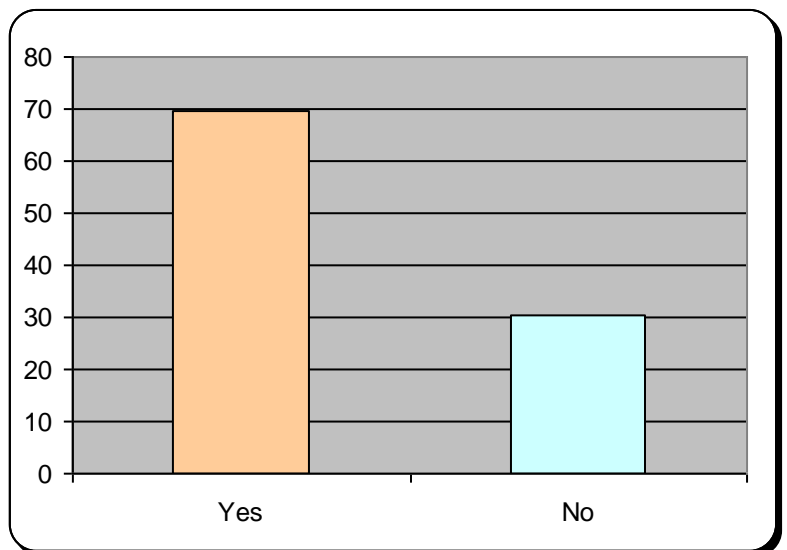
- a) **Support the wind farm proposals, If yes would you be prepared to sign a letter of support or a petition to be presented to South Lanarkshire Council and if so how can a representative from Banks contact you to arrange this? i.e. email, phone, personal call, letter**
- b) **Have no real opinion / don't really care**
- c) **Object to the wind farm proposals – and if so - why? Can a representative from Banks contact you to listen to your concerns so that they can understand better what the issue is and if so how can you be contacted? i.e. email, phone, personal call, letter**

	<b>Total</b>	<b>Percentage</b>
<b>Support the wind farm proposal</b>	443	44
<b>Have no real opinion / don't really care</b>	371	37
<b>Object to the wind farm proposals</b>	185	19
	<b>999</b>	<b>100</b>



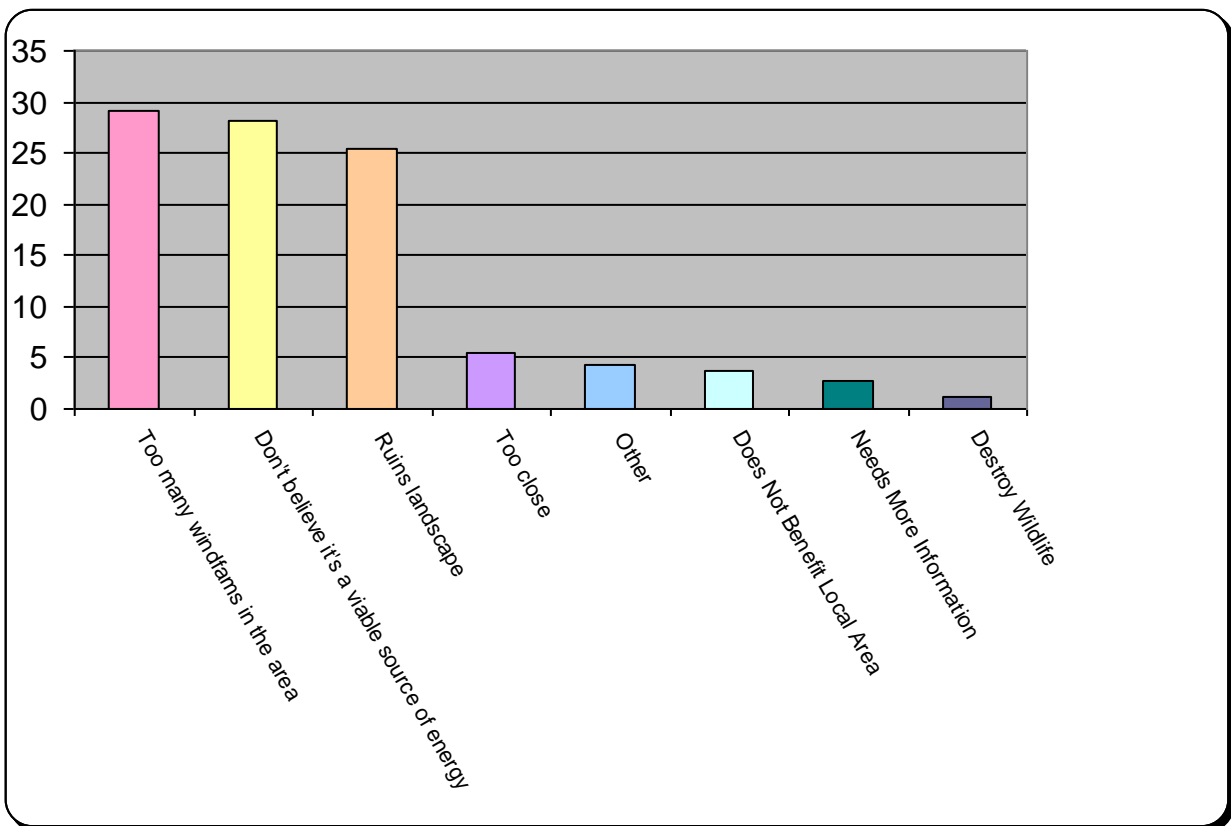
**Q5a) Would you be prepared to sign a letter of support or a petition to be presented to the Scottish Government and Larnakshire Council?**

	<b>Total</b>	<b>Percentage</b>
<b>Yes</b>	308	70
<b>No</b>	135	30
	<b>443</b>	<b>100</b>



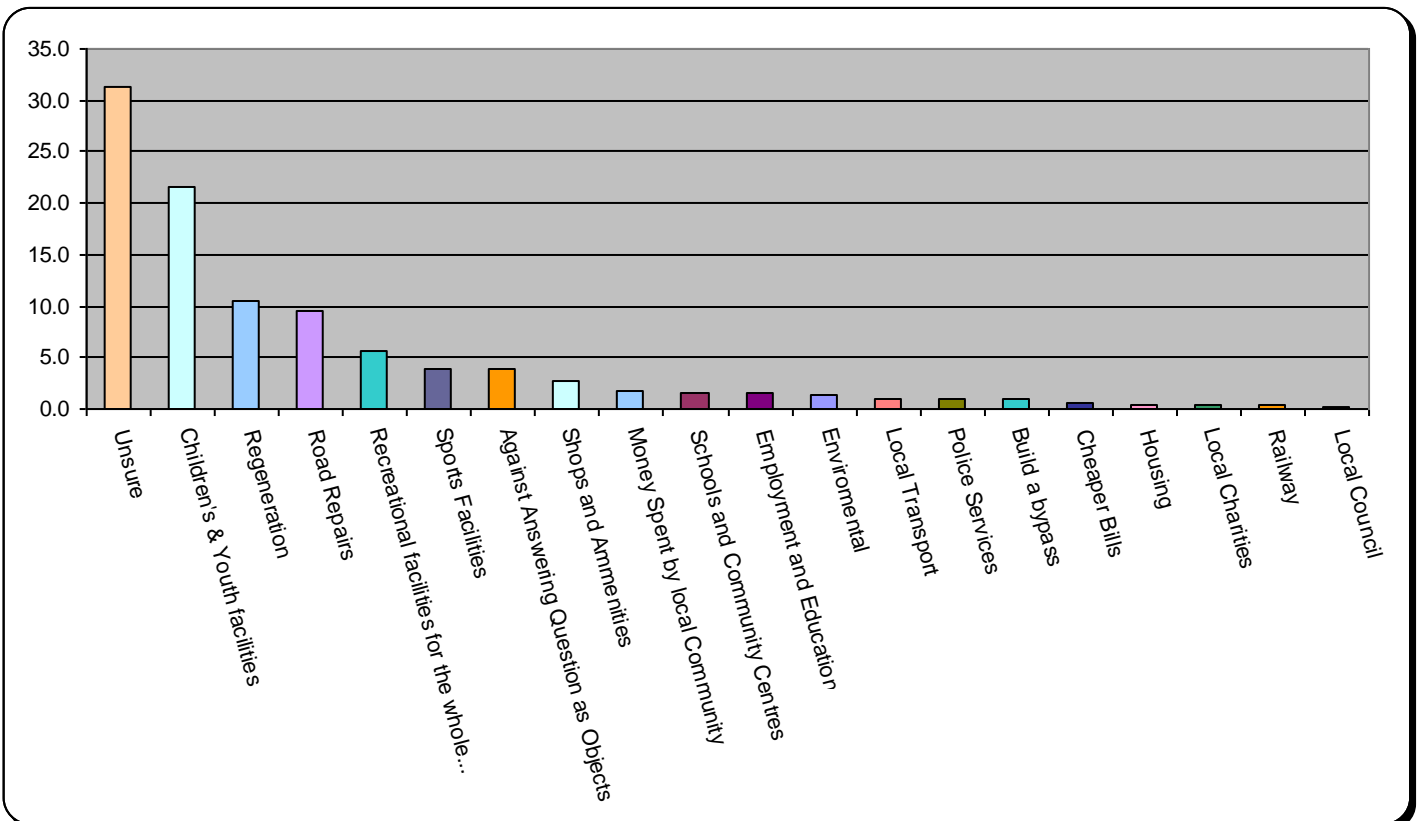
**Q5b) Why do you object to the wind farm?**

	Total	Percentage
<b>Too many wind farms in the area</b>	54	29
<b>Don't believe it's a viable source of energy</b>	52	28
<b>Ruins landscape</b>	47	25
<b>Too close</b>	10	5
<b>Other</b>	8	4
<b>Does Not Benefit Local Area</b>	7	4
<b>Needs More Information</b>	5	3
<b>Destroy Wildlife</b>	2	1
	<b>185</b>	<b>100</b>



**Q6) If the proposed wind farm gets planning permission and a Community Benefit Fund is established to fund local priorities or projects, what would you like to see addressed?**

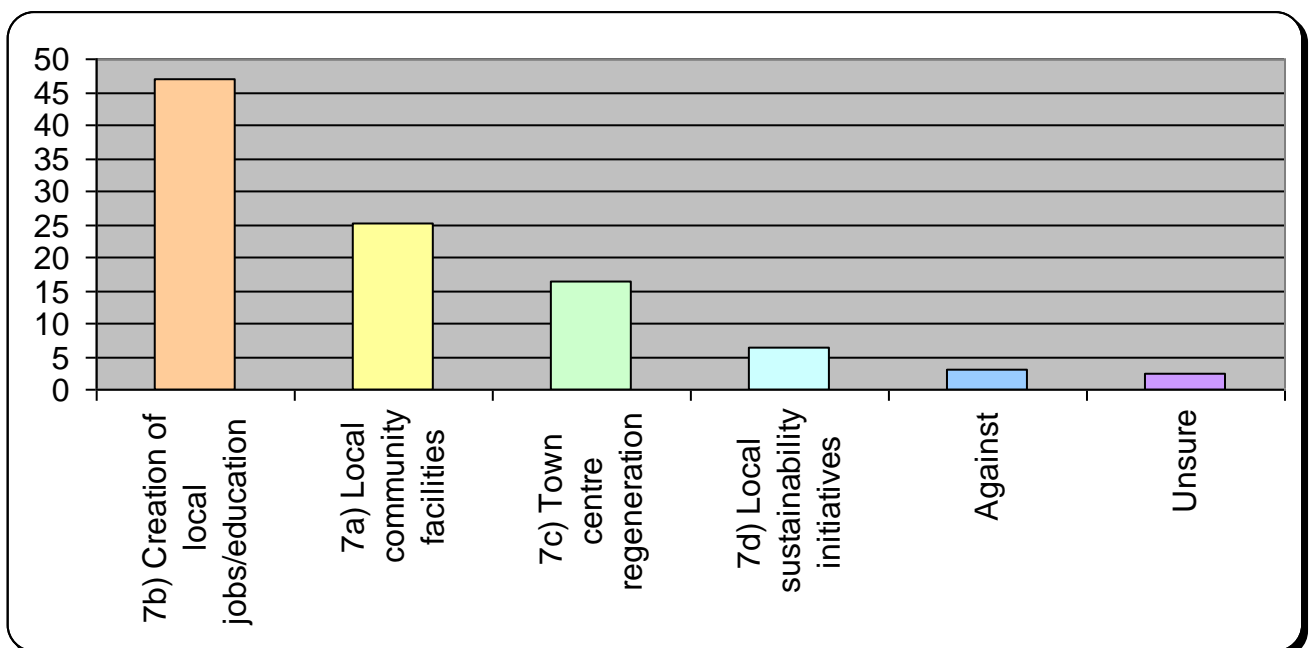
	Total	Percentage
Unsure	312	31.2
Children's & Youth facilities	216	21.6
Regeneration	105	10.5
Road Repairs	96	9.6
Recreational facilities for the whole community	57	5.7
Sports Facilities	39	3.9
Against Answering Question as Objects to the wind farm	38	3.8
Shops and Amenities	28	2.8
Money Spent by local Community	17	1.7
Schools and Community Centres	15	1.5
Employment and Education	15	1.5
Environmental	13	1.3
Local Transport	10	1.0
Police Services	10	1.0
Build a bypass	9	0.9
Cheaper Bills	6	0.6
Housing	4	0.4
Local Charities	4	0.4
Railway	3	0.3
Local Council	2	0.2
	<b>999</b>	<b>100</b>





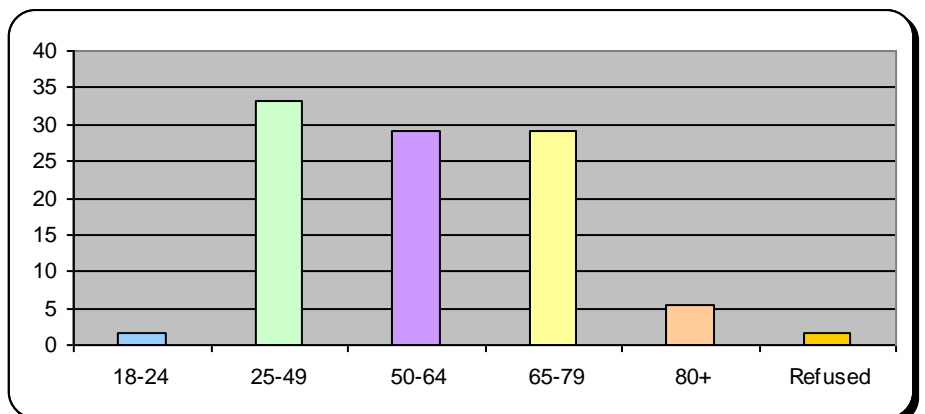
**Q7) Please rank the following in terms of local importance (1 – most important, to 4 – least important).**

	Highest Priority	Percentage
<b>7b) Creation of local jobs/education</b>	470	47
<b>7a) Local community facilities</b>	250	25
<b>7c) Town centre regeneration</b>	162	16
<b>7d) Local sustainability initiatives</b>	64	6
<b>Against</b>	29	3
<b>Unsure</b>	24	2
	<b>999</b>	<b>100</b>



**Q8) Can I ask which of the following age groups you fall into?**

	Total	Percentage
<b>18-24</b>	16	2
<b>25-49</b>	331	33
<b>50-64</b>	291	29
<b>65-79</b>	290	29
<b>80+</b>	54	5
<b>Refused</b>	17	2
	<b>999</b>	<b>100</b>



**Q9) Gender?**

	<b>Total</b>	<b>Percentage</b>
<b>Female</b>	541	54
<b>Male</b>	458	46
	<b>999</b>	<b>100</b>

